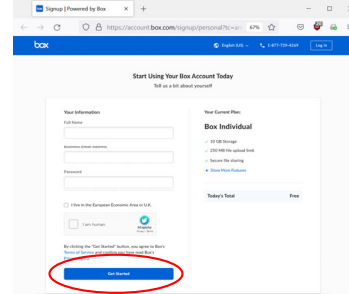
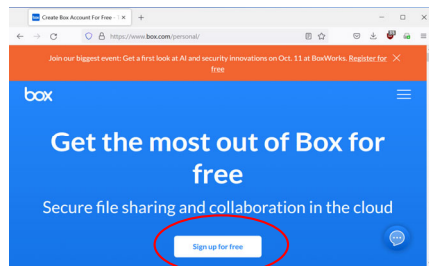




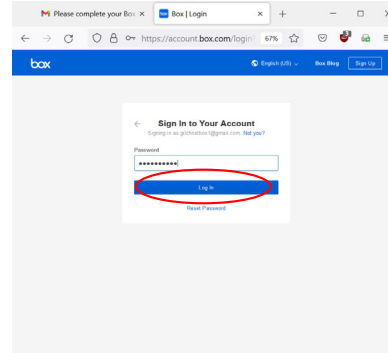
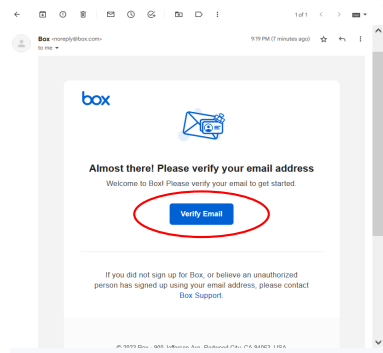
UNITED STATES DISTRICT COURT Eastern District of Pennsylvania

Getting Started with your Free 2-Factor Authenticated (2FA) Box Account

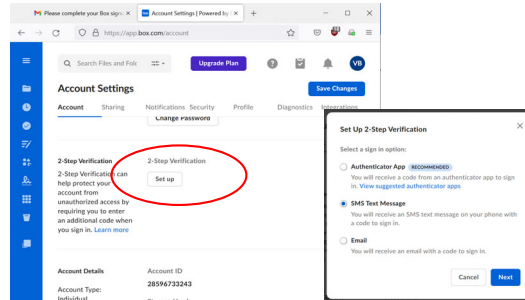
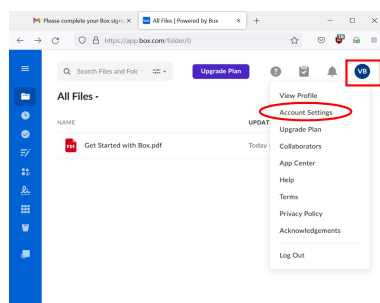
- 1 To sign up for your free Box account, go to <https://www.box.com/personal/> and enter your info (If you already have an account, please skip ahead to Step 3 to set up 2FA)



- 2 After submitting your registration, you will receive a verification email from Box to complete your sign-up and make your initial log-in to your Box account



- 3 Set up your 2FA by clicking your user-icon to get to your Account Settings, then find the '2-Step Verification' section to configure your account to use whichever option of verification you prefer



- 4 Be sure to Save Changes to enable 2FA - you'll also receive a confirmation email

